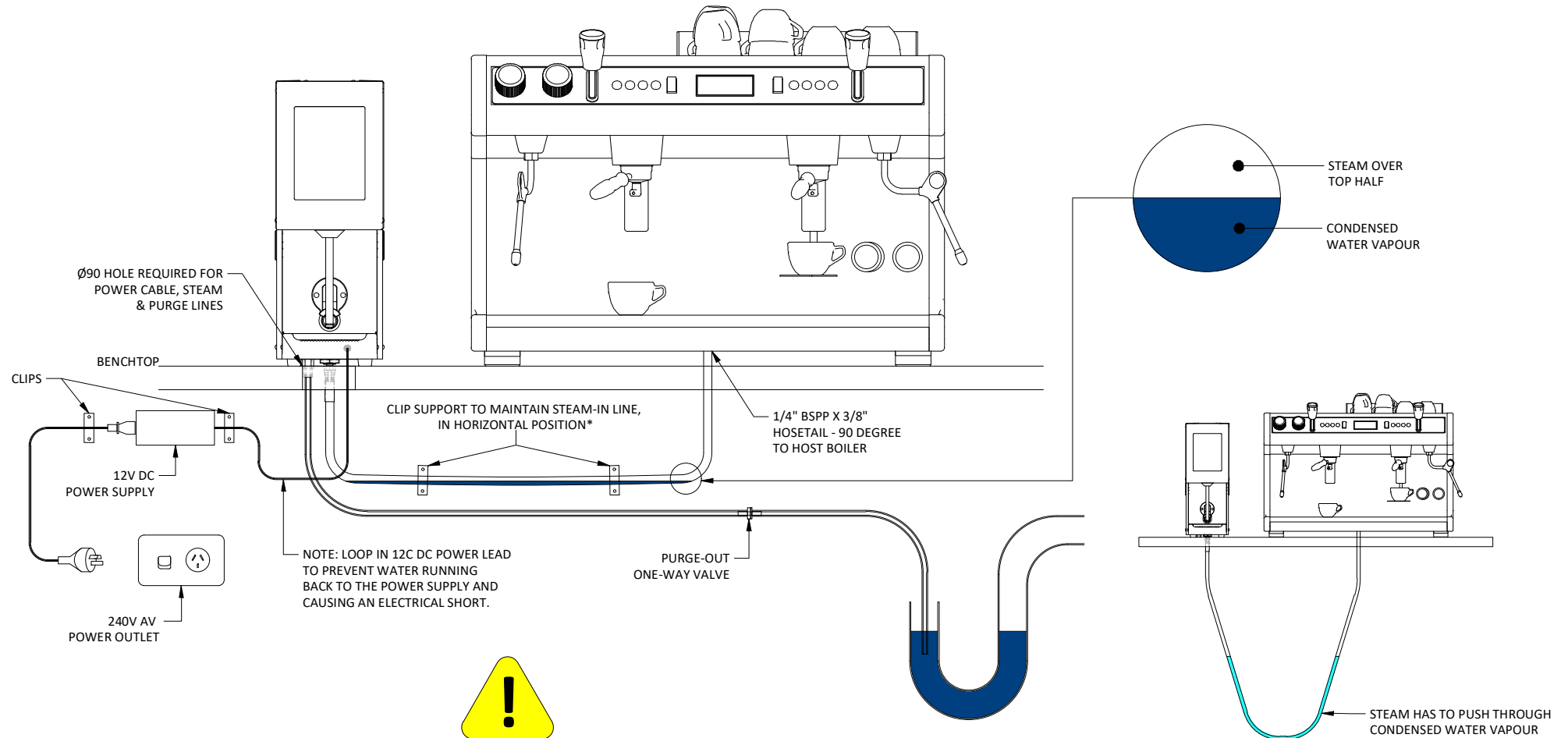


# INSTALLATION GUIDELINE

## LEGATO UB

### INSTALLATION TO COFFEE MACHINE (HOST BOILER)

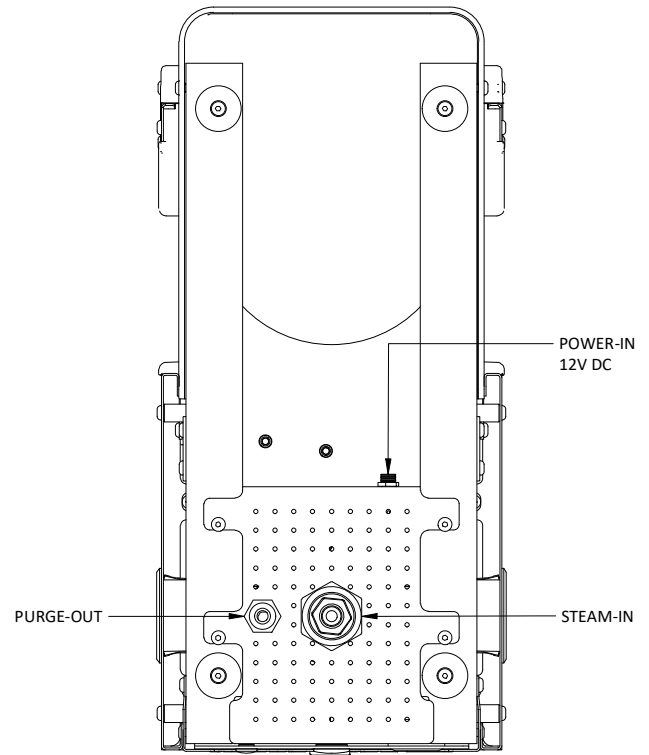
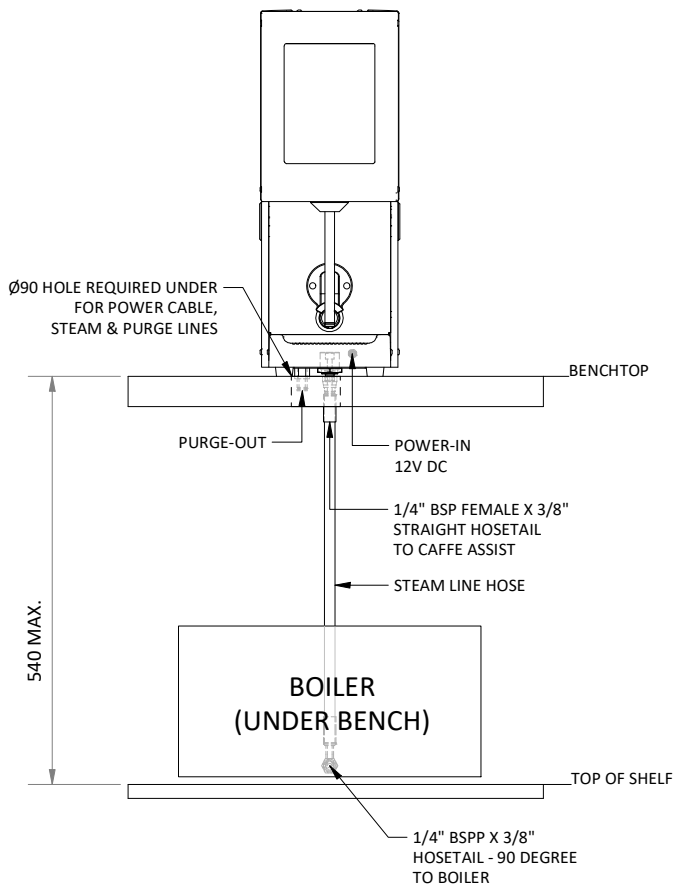


#### IMPORTANT PLEASE NOTE:

\*NO DEEP LOOPS TO PREVENT POOLING OF CONDENSED WATER IN MAIN STEAM-IN LINE

\*\*HOST BOILER AND CAFFE ASSIST HOSE CONNECTION SEPARATION DISTANCE MUST NOT EXCEED 1300mm.

## INSTALLATION TO BOILER (UNDER BENCH)



**UNDERSIDE VIEW**

ALL information contained in this document is COPYRIGHT© and remains the exclusive property of Perfect Milk Pty Ltd. Perfect Milk asserts all it's rights and no use or reproduction of the information, in part or whole, is permitted without the written permission of the Perfect Milk Pty Ltd

**Warranty automatically becomes void if the product has been physically damaged or rendered defective by the use of parts or products not manufactured of supplied by Perfect Milk Pty Ltd.**

Disclaimer. This document and all its text and images are provided as an "as is" basis without any warranties of any kind whether expressed, implied or statutory. You agree that you must evaluate and that you bear all risks associated with, the use of this document, including without limitation any reliance on the accuracy, completeness, or usefulness of its content.

**INSTALLATION TO COFFEE MACHINE (HOST BOILER)**



**IMPORTANT PLEASE NOTE:**



DO NOT ATTEMPT TO STAND A CAFFE ASSIST<sup>®</sup> UNIT UPRIGHT ON A BENCH WHERE THERE IS NO HOLE TO ACCEPT THE UNDERBENCH FITTINGS – IT WILL FALL OVER AND BE DAMAGED. IN EXTREME CASES IT MAY EVEN FALL OFF THE BENCH AND ONTO THE FLOOR ALL WARRANTIES ARE VOID UNDER THESE CIRCUMSTANCES.

